

## Eligible persons and applicants

**Persons eligible for support** Children who satisfy both conditions on the right are eligible. There is no income limit.

- 1 Persons aged from 0 to 18 years before the first March 31 after reaching those ages
- 2 Persons who have or had an address in Tokyo in AY 2025 (in principle)

### Applicant

If the child is younger than 18 years of age, the application must be submitted by a parent or guardian.  
For children aged 18 years, an application may be filed by their parents and guardians or by the children.  
\*Children who turn 18 years old during AY 2025 can file an application in person after their birthday.

## Support period and amount of payments

### Verification of address

The verification of address is based on the status on the first day of each month.

### Payment start time

- A** Persons moving to or who were born in Tokyo on the first day of a month become eligible for support in **that month**.  
**B** Persons moving to or who were born in Tokyo on the second or later days of a month become eligible for support in the **following month**.

Living in Tokyo since before April 2025


Support period: **12 months**



Amount paid 5,000 yen monthly x 12 months = **60,000 yen**

Moving to or born in Tokyo on June 1, 2025

Payable period: **10 months**



Amount paid 5,000 yen monthly x 10 months = **50,000 yen**

Moving from Tokyo on Dec. 1, 2025

Payable period: **9 months**



Amount paid 5,000 yen monthly x 9 months = **45,000 yen**

## Frequently asked questions

Q1

**What is the purpose of this support program?**

This program provides each child aged 18 years or younger living in Tokyo with 5,000 yen monthly, aiming to seamlessly support the learning and development of children and realizing a child raising-friendly environment in Tokyo.

Q2

**For a child aged younger than 1 year, does the amount paid vary depending on the date of birth?**

Yes, the amount paid varies depending on the date of birth. (To be eligible, a child needs to be living in Tokyo on the first day of each month.) For example, a person born on May 1, 2025, receives the payment starting in May 2025. A person born on May 2, 2025 receives the payment starting in June 2025.

Q3

**Is a child living abroad or in a school dormitory outside Tokyo eligible for the payment?**

Children who are temporarily living abroad or in a school dormitory outside Tokyo for study are eligible for the payment. For instructions on how to apply and the required documents, please contact us or check the website.

## About the Tokyo Metropolitan Government Childbirth and Childcare Support Project

You can apply for the 018 Support and the Tokyo Metropolitan Government Childbirth and Childcare Support Project at the same time.

### Persons eligible for support

A caregiver who

- 1 has a child born on or after April 1, 2025, and
- 2 has an address in Tokyo on the date of birth of the child

\*Please check the website of the Tokyo Metropolitan Government Childbirth and Childcare Support Project for more details.



On the website, you can change the language from the button in the upper right corner.


See inside for an overview of the application.

### Taxation

When the annual income of the child is only the 018 Support, then the support payments are not taxed.  
\*If an eligible child has income other than the 018 Support payments or are living outside Japan, the payments may be taxed.

### Exclusion of income from public income support

The 018 Support payments will not be recognized as income.



Audio guidance for persons with vision disabilities



### Inquiries regarding 018 Support

Tokyo 018 Support Allowance Call Center  
**0120-056-018**

Every day From 9:00 a.m. to 7:00 p.m. (including Saturdays, Sundays, and public holidays)

Period: From Tuesday, April 1, 2025, to Tuesday, March 31, 2026 (excluding from December 27, 2025, to January 4, 2026)

\*A toll-free number

### Access our website:



<https://018support.metro.tokyo.lg.jp/>

## Support continued in 2025!

Persons who moved to Tokyo or were born in Tokyo in AY 2025 need to file a new application.

### To children

aged 0 to 18 years

living in Tokyo:



Up to **60,000 yen** will be **provided** annually

**Apply easily and conveniently** using the My Number cards of you and your child!

## Support program for children and child raising in Tokyo 018Support

Application filed by **Tuesday, July 15, 2025:**

Payments start in August

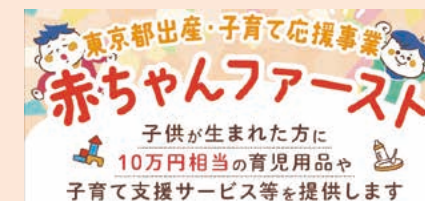
Application filed by **Saturday, Nov. 15, 2025:**

Payments start in December

Application filed by **Sunday, Mar. 15, 2026:**

Payments start in April

Children aged 0 to 18 years living in Tokyo will be provided with 5,000 yen monthly. In AY 2025, support payments will be made three times in August, December, and April.



You can apply for the Tokyo Metropolitan Government Childbirth and Childcare Support Project — Baby First — at the same time, where you can select childcare products and childcare support services equivalent to 100,000 yen from the gift catalog.

\*Applications for AY 2024 will be accepted until March 15, 2026.



Easy application on a smartphone!

See inside for instructions on how to apply.



Audio guidance for persons with vision disabilities

# Tokyo 018 (Zero One Eight) Support Online Application Guide



If you do not have access to the Internet or otherwise cannot apply online, you may file an application by post.

Contact the call center indicated on the back if you would like to apply by post. The applicant should pay the postage fee for sending an application form by post.

Now accepting applications

Tokyo 018 Support website

You can apply easily on a smartphone!



<https://018support.metro.tokyo.lg.jp/>

If you and your child have My Number cards and if either of you have an account registered to receive public money, you can apply easily and conveniently by holding the My Number cards of you and your child over a smartphone.

\*Access the 018 Support website via the 2D code on the left and file an application using either method shown below.

Recommended: easy and convenient!

How to apply by holding the My Number cards of you and your child over a smartphone

You can apply by entering the four-digit PINs of the My Number cards of you and your child and holding the cards over a smartphone.



## [Conditions for applying]

You can apply by this method if the following applies:



Both you (applicant) and your child (eligible person) have My Number cards.



Either of you have an account registered to receive public money.



Both of you have a registered address on the resident register in Tokyo and live in the same household.

\*Applicants aged 18 can apply only with their My Number card (with a registered public money deposit account).

## What to prepare

### My Number card of your child

Persons eligible for support

\*The four-digit PIN must be input.



For children aged younger than 18 years

### My Number card of a parent

Applicant

\*The four-digit PIN must be input.



### Registered public money receiving account

Must be pre-registered on My Number portal

\*Either the applicant or the eligible person must have an account registered to receive public money.



### My Number portal app

\*You may download the app during the application process.



## If you have no registered account

For the application, either the eligible child or the applicant must have an account registered to receive public money.

Please log in to the My Number portal and register an account.

\*You can file an application from the day after account registration.



<https://myna.go.jp/>

## Application flow

- 1 Read the child's My Number card twice
- 2 Read the My Number card of the applicant father or mother twice
- 3 Select a deposit account
- 4 Input your contact information (phone number and email address)
- 5 Confirmation of pledges and agreements

Audio guidance for persons with vision disabilities

## How to apply if the method on the left is not available

## What to prepare

Information of the applicant

Either (A) or (B)

(A) My Number card



(B) •Driver's license  
•Passport  
•Certificate of health insurance status

Two of IDs listed above

A document that verifies the applicant and the child as family members

(A), (B), or (C)

\*This is not required if a child aged 18 years files an application.



(A) Medical certificate for the child

\*Indicating the address of the child



(B) Certified copy of the resident register

\*Indicating the information and relationship of the applicant and the child



(C) Certificate of health insurance status

\*Verifying the child as a dependent of the applicant

Document verifying a bank account



A part of a bank book or cash card that indicates the bank name, branch name, account number, and account holder is required.


\*A capture of an online banking page indicating the necessary information is also acceptable.  
\*You can select either the applicant's account or the child's account.

\*Additional documents may become necessary depending on the status of the child. Please check the website for more details.

\*If the child is aged 18 years but if a parent and guardian files an application, a power of attorney from the child is required.

● You can apply using this method on a smartphone or PC.

## Application flow



### Check the necessary documents

Check the necessary documents and the eligibility category on the "Confirmation of Required Documents and Application Procedures" page.



### Account registration

Register your email address and password.



### Register the applicant's information

Register the applicant's ID documents and input the applicant's information.

\*To request payment to the applicant's account, input the account information.




### Register the eligible child's information

Input the eligible child's information. Upload a document that verifies the family relationship.



### Select the account to receive payment

You may select either the applicant's account or the child's account to receive payment.



Audio guidance for persons with vision disabilities