

Eligible persons and applicants

Persons eligible for support Children who satisfy both conditions on the right are eligible. There is no income limit.

- 1 Persons aged from 0 to 18 years before the first March 31 after reaching those ages
- 2 Persons who have or had an address in Tokyo in AY 2024 (in principle)

Applicant If the child is younger than 18 years of age, the application must be submitted by a parent or guardian. For children aged 18 years, an application may be filed by their parents and guardians or by the children.

Support period and amount of payments

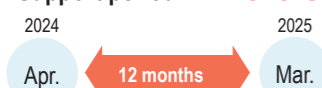
Verification of address The verification of address is based on the status on the first day of each month.

Payment start time

- A** Persons moving to or who were born in Tokyo on the first day of a month become eligible for support in **that month**.
B Persons moving to or who were born in Tokyo on the second or later days of a month become eligible for support in the **following month**.

Living in Tokyo since before April 2024

Support period: 12 months



Amount paid 5,000 yen monthly x 12 months = **60,000 yen**

Moving to or born in Tokyo on June 1, 2024

Payable period: 10 months



Amount paid 5,000 yen monthly x 10 months = **50,000 yen**

Moving from Tokyo on Dec. 1, 2024

Payable period: 9 months



Amount paid 5,000 yen monthly x 9 months = **45,000 yen**

Frequently asked questions

Q1 What is the purpose of this support program?

This program provides each child aged 18 years or younger living in Tokyo with 5,000 yen monthly, aiming to seamlessly support the learning and development of children and realizing a child raising-friendly environment in Tokyo.

Q2 For a child aged younger than 1 year, does the amount paid vary depending on the date of birth?

Yes, the amount paid varies depending on the date of birth. (To be eligible, a child needs to be living in Tokyo on the first day of each month.) For example, a person born on May 1, 2024, receives the payment starting in May 2024. A person born on May 2, 2024 receives the payment starting in June 2024.

Q3 Is a child living overseas eligible for the payment?

Children who are temporarily living overseas for study are eligible for the payment. For instructions on how to apply and the required documents, please contact us or check the website.

Q4 Is a child living in a school dormitory outside Tokyo eligible for the payment?

Eligible children who are temporarily living in a school dormitory outside Tokyo for study are eligible for the payment. For instructions on how to apply and the required documents, please contact us or check the website.


See inside for an overview of the application.

Taxation

When the annual income of the child is only the 018 Support, then the support payments are not taxed.
 *If an eligible child has income other than the 018 Support payments or are living outside Japan, the payments may be taxed.

Exclusion of income from public income support

The 018 Support payments will not be recognized as income.



Audio guidance for persons with vision disabilities



Inquiries regarding 018 Support

Tokyo 018 Support Allowance Call Center
0120-056-018

Every day From 9:00 a.m. to 7:00 p.m. (including Saturdays, Sundays, and public holidays)

Period: From Monday, April 1, 2024, to Monday, March 31, 2025 (excluding from December 28, 2024, to January 5, 2025)

*A toll-free number

Access our website:



<https://018support.metro.tokyo.lg.jp/>

Support continued in 2024!

Persons who moved to Tokyo or were born in Tokyo in AY 2024 need to file a new application.

To children

aged 0 to 18 years

living in Tokyo:



Support program for children and child raising in Tokyo 018Support

Application filed by **Monday, July 15, 2024:**

Payments start in August

Application filed by **Friday, Nov. 15, 2024:**

Payments start in December

Application filed by **Saturday, Mar. 15, 2025:**

Payments start in April

Children aged 0 to 18 years living in Tokyo will be provided with 5,000 yen monthly. In AY 2024, support payments will be made three times in August, December, and April.

*Applications for AY 2023 will be accepted until March 15, 2025.



Easy application on a smartphone!

See inside for instructions on how to apply.



Audio guidance for persons with vision disabilities

Tokyo 018 (Zero One Eight) Support Online Application Guide



If you do not have access to the Internet or otherwise cannot apply online, you may file an application by post.

Contact the call center indicated on the back if you would like to apply by post. The applicant should pay the postage fee for sending an application form by post.

Now accepting applications

Tokyo 018 Support website

You can apply easily on a smartphone!



<https://018support.metro.tokyo.lg.jp/>

If you and your child have My Number cards and if either of you have an account registered to receive public money, you can apply easily and conveniently by holding the My Number cards of you and your child over a smartphone.

*Access the 018 Support website via the 2D code on the left and file an application using either method shown below.

Recommended: easy and convenient!

How to apply by holding the My Number cards of you and your child over a smartphone

You can apply by entering the four-digit PINs of the My Number cards of you and your child and holding the cards over a smartphone.



[Conditions for applying]

You can apply by this method if the following applies:

Both you (applicant) and your child (eligible person) have My Number cards.

Either of you have an account registered to receive public money.

Both of you have a registered address on the resident register in Tokyo and live in the same household.

*Applicants aged 18 can apply only with their My Number card (with a registered public money deposit account).

What to prepare

My Number card of your child

Persons eligible for support

*The four-digit PIN must be input.



My Number card of a parent

Applicant

*The four-digit PIN must be input.



Registered public money receiving account

Must be pre-registered on My Number portal

*Either the applicant or the eligible person must have an account registered to receive public money.



My Number portal app

*You may download the app during the application process.



If you have no registered account

For the application, either the eligible child or the applicant must have an account registered to receive public money.


Please log in to the My Number portal and register an account.



<https://myna.go.jp/>

Application flow

- 1 Read the child's My Number card twice
- 2 Read the My Number card of the applicant father or mother twice
- 3 Select a deposit account
- 4 Input your contact information (phone number and email address)
- 5 Confirmation of pledges and agreements



Audio guidance for persons with vision disabilities

How to apply if the method on the left is not available

What to prepare

Information of the applicant

Either (A) or (B)

(A) My Number card



(B) • Driver's license
• Health insurance card
• Passport

Two of IDs listed above

A document that verifies the applicant and the child as family members

(A), (B), or (C)

*This is not required if a child aged 18 years files an application.



(A) Health insurance card

*Verifying the child as a dependent of the applicant



(B) Certified copy of the resident register

*Indicating the information and relationship of the applicant and the child



(C) Medical certificate for the child

*Indicating the address of the child

Document verifying a bank account



A part of a bank book or cash card that indicates the bank name, branch name, account number, and account holder is required.

*A capture of an online banking page indicating the necessary information is also acceptable.


*Use either the applicant's account or the child's account.

*Additional documents may become necessary depending on the status of the child. Please check the website for more details.

*If the child is aged 18 years but if a parent and guardian files an application, a power of attorney from the child is required.

- You can apply using this method on a smartphone or PC.
- You can also apply using this method even if your address on the resident register is outside Tokyo, or if you and your child live in separate households.

Application flow



Check the necessary documents

Check the necessary documents and the eligibility category on the "Confirmation of Required Documents and Application Procedures" page.



Account registration

Register your email address and password.



Register the applicant's information

Register the applicant's ID documents and input the applicant's information.

*To request payment to the applicant's account, input the account information.




Register the eligible child's information

Input the eligible child's information. Upload a document that verifies the family relationship.



Select the account to receive payment

You may select either the applicant's account or the child's account to receive payment.



Audio guidance for persons with vision disabilities